

User Manual

Cancel Premium Lease Contract Request

Land and Property Section

Contents:

1. INTRODUCTION:	3
2. LOGIN AND ACCESS TO THE CANCEL PREMIUM LEASE CONTRACT REQUEST	4
3. CANCEL PREMIUM LEASE CONTRACT REQUEST	7
4. CANCEL PREMIUM LEASE CONTRACT FROM DRAFT	14
5. MY CASES.....	17
6. FEE PAYMENT.....	23
7. CUSTOMER ACTION	23

Introduction:

The land and property section in Ras Al Khaimah Municipality launched a set of electronic services to save customers time and effort and enable them to submit their requests at any time and from anywhere.

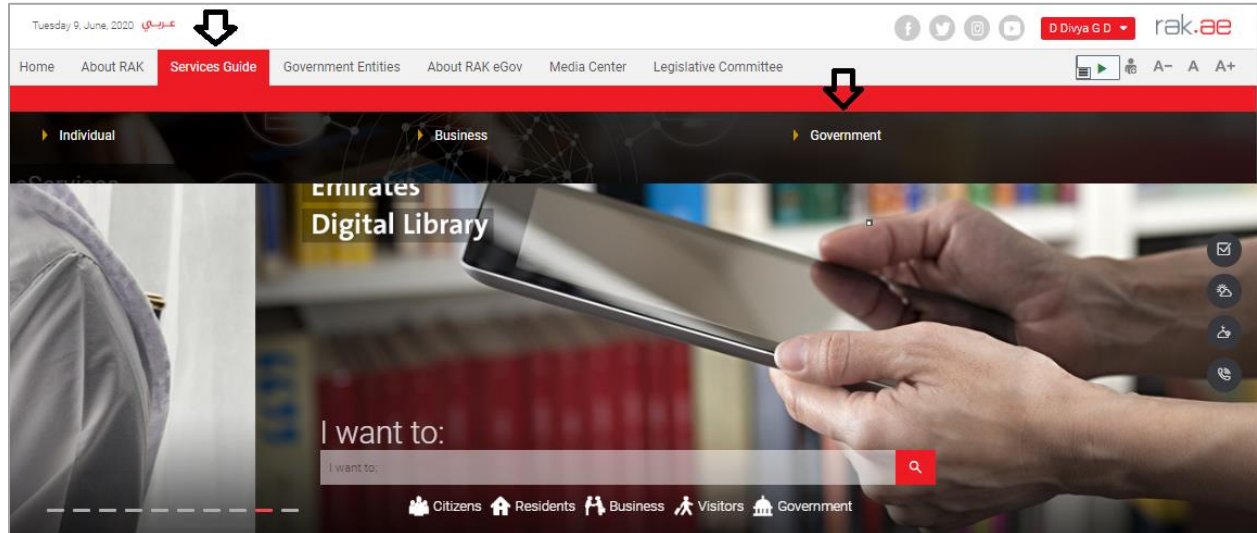
This guide explains to customers (Real Estate developer companies and Property Owners) how to access the **Cancel Premium Lease Contract** service. It also guides customers on how to create, send and track the request electronically.

The **Cancel Premium Lease Contract** service allows customers to terminate the lease contracts of their leased properties by attaching the required documents.

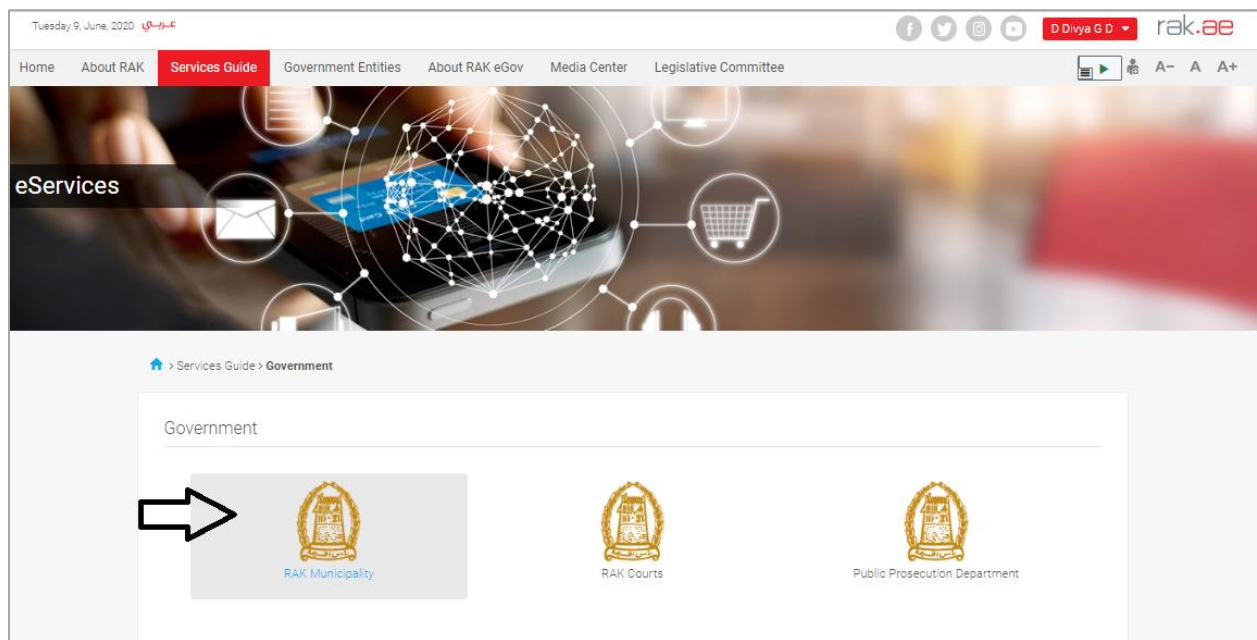
Customers will be able to log in to the electronic services of the section, submit requests, track requests, pay fees, modify requests (if necessary), re-submit the requests after applying the modifications, and finally obtain their renewed contracts electronically.

Login and Access to the Cancel Premium Lease Contract Request

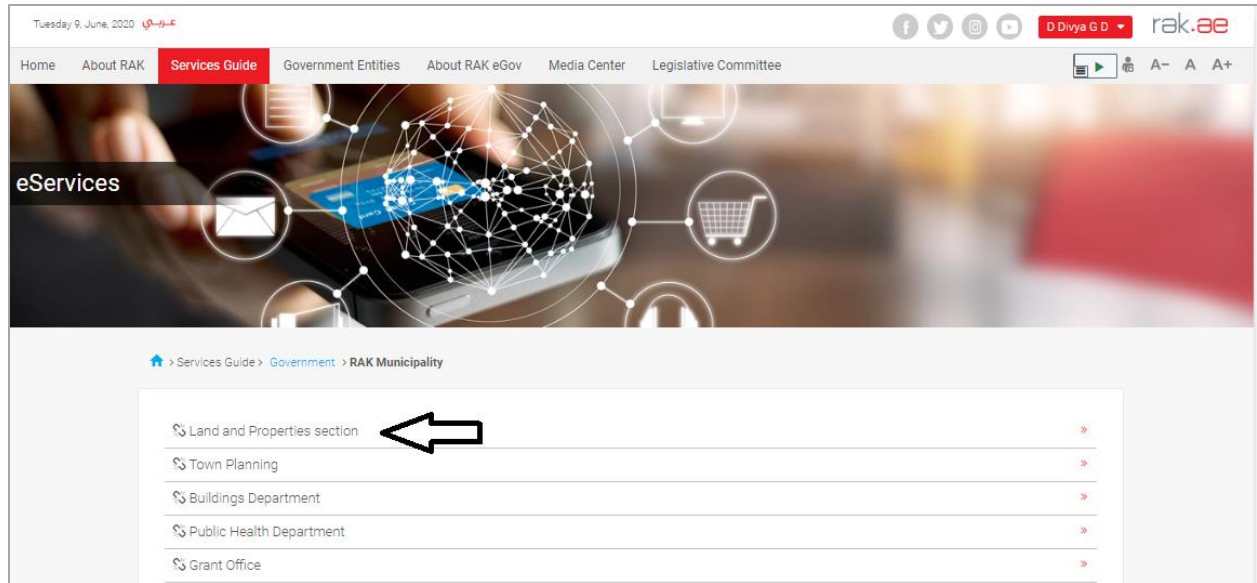
1. Access the RAK Government portal on <https://www.rak.ae/wps/portal>
2. Click on the **Service Guide** then click on **Government**:



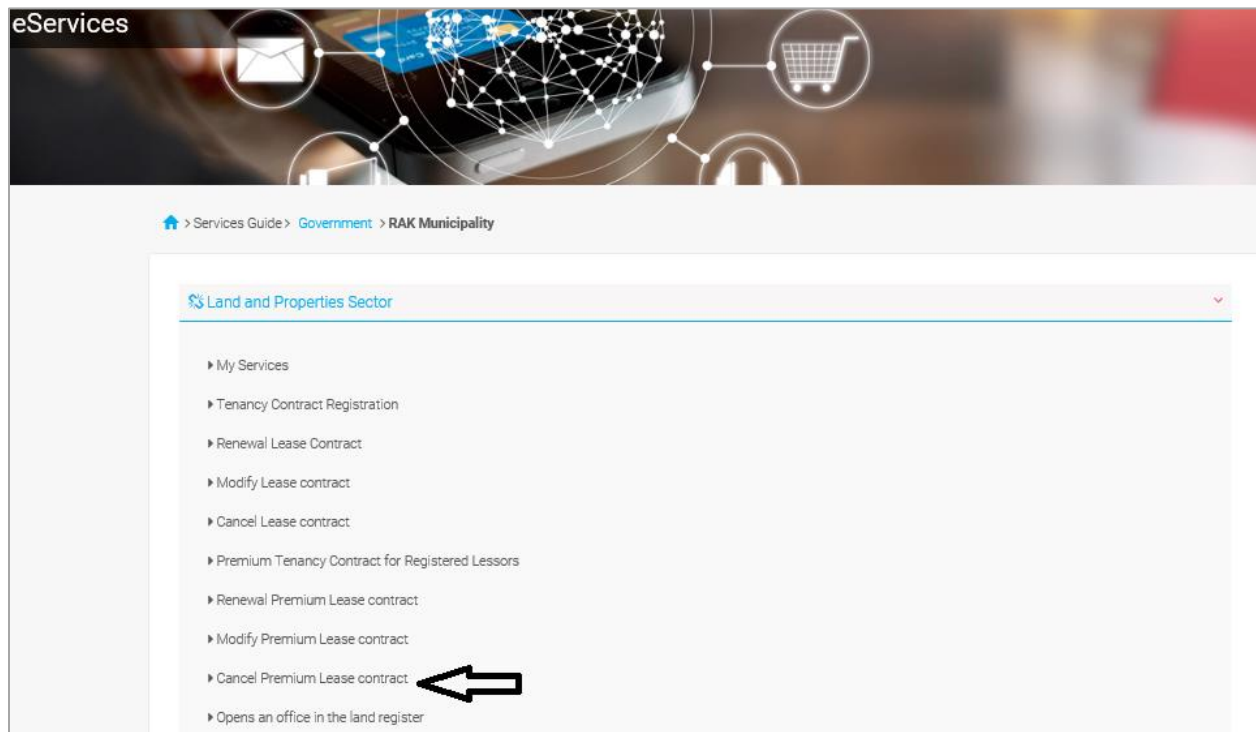
3. Next, select **RAK Municipality**



4. Next, select **Land and Properties Section**



5. Next, click on **Cancel Premium Lease Contract**



6. The service screen displays the service definition, procedure, conditions, fees, time, and the required documents.

eServices

Services Guide > Government > RAK Municipality > Land Sector > Cancel Premium Lease contract

You are using a browser that is not supported by the Google Maps JavaScript API. Please consider changing your browser. [Learn more](#) [Dismiss](#)

Cancel Premium Lease contract

This premium service is aimed at the Real Estate developer companies and Property Owners who want to cancel the lease contracts of their units through the municipality online tenancy registration portal.

Step 1 Sign up using portal account.

Step 2 Read the service conditions and make sure that you have the required documents.

Step 3 Fill in Contract Details, attach required documents and submit for approval

Step 4 Pay Fees.

Step 5 You will receive the Contract stamped and registered from the land sector to your email registered in the service.

7. To use the service, click on the “Start Service” button.

Home About RAK **Services Guide** Government Entities About RAK eGov Media Center Legislative Committee Independent Complaints Reviewer

All data and documents provided are correct, in case otherwise, it could expose you to legal action.

Service is available for the following conditions:

- Filling all required fields
- Attaching all required documents

Tenancy Contract is printed, signed by all right parties, then attached

Service is not valid for the following cases:

- Tenancy Contract Renewal Requests

For any inquiries or support please dial 800661 then press Option 3

Call Center working Hours:
Sunday - Thursday from 8:30 AM till 17:30 PM.

Processing Time

1 working day.

Required Documents

- Tenancy contract
- Lessee ID
- Clearance State Report

Start Service

Cancel Premium Lease Contract Request

1. After you access the **Cancel Premium Lease Contract** service and click on the “**Start Service**” button, the login page will appear as follow:

The screenshot shows the login page of the Ras Al Khaimah Government Portal. On the left is a blue sidebar with the government logo and the text 'Ras Al Khaimah Government Portal'. The main area is white and contains the 'Sign in to Rak.ae' section. It features a green 'SIGN IN WITH UAE PASS' button, a description of UAE Pass as a trusted digital identity, and an 'OR' separator. Below this are input fields for 'Username' and 'Password', followed by a blue 'LOG IN' button. An arrow points to the 'LOG IN' button. In the top right corner, there is a link to 'Register With UAE Pass'.

2. Enter your RAK Government Portal username and password that you have previously created, and then press on the “**LOG IN**” button.
3. The **Cancel Premium Lease Contract** request form will be displayed letting you create the request:

The screenshot displays the 'Cancel Premium Lease Contract' request form. At the top, there are fields for 'Contract number:' and 'Case ID:'. Below these is the Ras Al Khaimah Municipality logo and name. A green header bar contains the title 'Cancel Residential Tenancy Contract' and a 'User Guide' link. A modal window titled 'Please enter the Contract Details' is open, showing two radio button options: 'Draft Contract' and 'Cancel Contract'. The background form is partially obscured by this modal. On the left, there is a 'Details of Lessee' section with a dropdown arrow. The form includes various input fields for personal and contact information, such as Name, P.O. Box, Nationality, Emirates ID, Unified ID, Passport No., Tel. No., and Email ID.

4. To cancel a premium lease contract, select the “**Cancel Contract**” button:

5. Enter the number of the required contract to be canceled in the “**Contract No**” field, or Click on the **Search Icon** and select it from the list that will be displayed as followed:

Lessee Id	Lessee Name	Contract number	Case ID	Description	Contract Start Date	Contract End Date	Land Register
3000113378	Gehad Ramzy webtest1	0000010003551	111917	تجديد عقد الإيجار	25.01.2023	24.01.2025	01652/2011
3000113378	Gehad Ramzy webtest1	0000001003647	114690	تصديق عقد الإيجار	22.06.2021	21.06.2022	03053/2014

The list shows all of your previously created contracts, where you can search by contract number or you can select from the list directly.

6. Click “**Next**”, to have the request form displayed as follows, letting you complete it

Cancel Premium Lease Contract

Contract number: 1003652



Case ID: 120484

بلدية رأس الخيمة
Ras Al-Khaimah Municipality

Cancel Residential Tenancy Contract

User Guide

Details of Lessee

Name:	مصطفى عبد الرزاق محمد احمد
P.O.Box:	
Nationality:	Egyptian
Emirates ID:	784-1979-2865863-84
Unified ID:	1161
Passport No:	16138
* Tel. No:	0566092712
* Email ID:	bagdad1@ega.rak.ae
Fax No.:	
Profession:	

Details of lessor

Name:	مكي انصاف ش. ب. ب. ب.
P.O.Box:	2186
Using trade license number:	43944
* Tel. No:	0501613816
* Email ID:	Mostafa.a@ega.rak.ae
Fax No.:	

Details of Property

BLD-18-10052G010002							
Plot No:	313030024	Title deed:	00000/	Ownership Type:			
Unit Type:	Apartment	* Building No:	بناية القرد 2	* Floor No:	G	* Unit No:	2 ...
No of rooms:	1.	* Unit Area by Meter:	495.0000	FEWA Premise No:	230310102662		
Location:	AL Qurum - Building 2 - Floor G - Unit 2 معرج 2						
* Cancellation Note:							

Rental Details

* Contract Start Date:	09.09.2026	* Contract End Date:	08.09.2027	No of years:	1.00
Annual Rental Amount:	5,000.00	* Rental Amount:	5,000.00	Deposit Amount:	2,000.00
* Method of Payment:	One Insta...	Tenancy Purpose:	Family Ac...	Attesting Fees:	0

Special Conditions

--

Occupant Details

Full Name	Nationality	Contact No	Emirates ID	Unified ID
<input type="radio"/> The table does not contain any data				

Attachments

Cancelled Contract:	No ...sen
Lessee ID:	Lessee ID.pdf
Clearance State Report:	No ...sen
In case of tenant is unavailable	

✓ Submit Clear Save As Draft Print Contract X Cancel

I approve that the details entered on my part are correct and am willing to take all responsibility for the same and I'm fully aware that I will not be able to regenerate the contract in case of wrong data from my side

Note:

- The lease contract form appears in yellow for residential contracts, in pink for investment contracts, or in blue for commercial contracts.
- The information of the lessor, the lessee, the leased property, rental details and occupants are already displayed in their respective sections, where you can only modify the phone number and email of the lessor and the lessee.

7. In the **Property Details** section, enter the cancellation notes:

Details of Property

BLD-18-10052G010002

Plot No: 313030024 Title deed: 00000/ Ownership Type:

Unit Type: Apartment * Building No: 2 بداية القرم * Floor No: G * Unit No: 2 ...

No of rooms: 1. * Unit Area by Meter: 495.0000 FEWA Premise No: 230310102662

Location: AL Qurum - Building 2 - Floor G - Unit 2 معرض

* Cancellation Note:

8. In the **Rental Details** section, enter the lease contract end date or click the calendar icon and choose it directly

Rental Details

* Contract Start Date: 09.09.2026 * Contract End Date: 08.09.2027 No of years: 1.00

Annual Rental Amount: 5,000.00 * Rental Amount: 5,000.00 Deposit Amount: 2,000.00

* Method of Payment: One Insta... Tenancy Purpose: Family Ac... Attesting Fees: 0

9. Enter the cancellation conditions (if any), in the **Special Conditions** textbox field:

Special Conditions

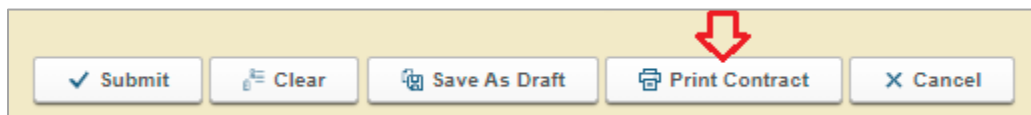
services should be provided before moving to the unit


10. In the **Attachments** section, all original documents are available except for the contract and the clearance state report that are required for cancellation.

Note: You must attach all the mandatory documents to complete the request, and you can modify all attachments (add a new attachment or replace the existing one).

To upload the attachments, do the following:

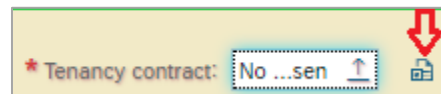
- a. Click the "**Print Contract**" button at the bottom of the form, then sign the contract from lessor and the lessee then, attach the signed contract by both parties:



- b. Click the **Upload** icon  next to the required attachment.

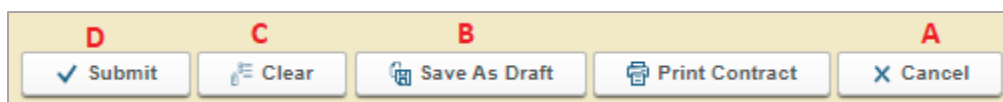


- c. Select the required document, and then click the "**Open**" button → to upload the document successfully.
d. To preview the attached document, click the preview icon that will appear next to the required attachment:



- e. Repeat the previous steps from point (b) to upload the rest of the attachments.

11. Upon filling in the required information, you can do one of the following:



- A. "**Cancel**" to cancel the request.
B. "**Save As Draft**" to save the request as a draft for later use.
C. "**Clear**" to delete the inputs you have entered.
D. "**Submit**" to complete the request.

12. Click the "**Submit**" button and confirm the submission in the message that will be displayed directly.

Submit Case Creation

Please revise and confirm all the entered data, as you will not be able to modify it after attesting the contract from Municipality Land Sector. Please Note that: In case of no activity taken on this contract for a duration of 10 days, your request will be automatically canceled, and you shall resubmit your case.

Submit

Cancel

Note: The system will automatically cancel all incomplete requests if you do not take any action on them within ten days of their creation.

A message will appear confirming that the request has been submitted successfully and displaying the transaction reference number.



Thank You!

Case was successfully submitted!

Submitted Case ID: 119032

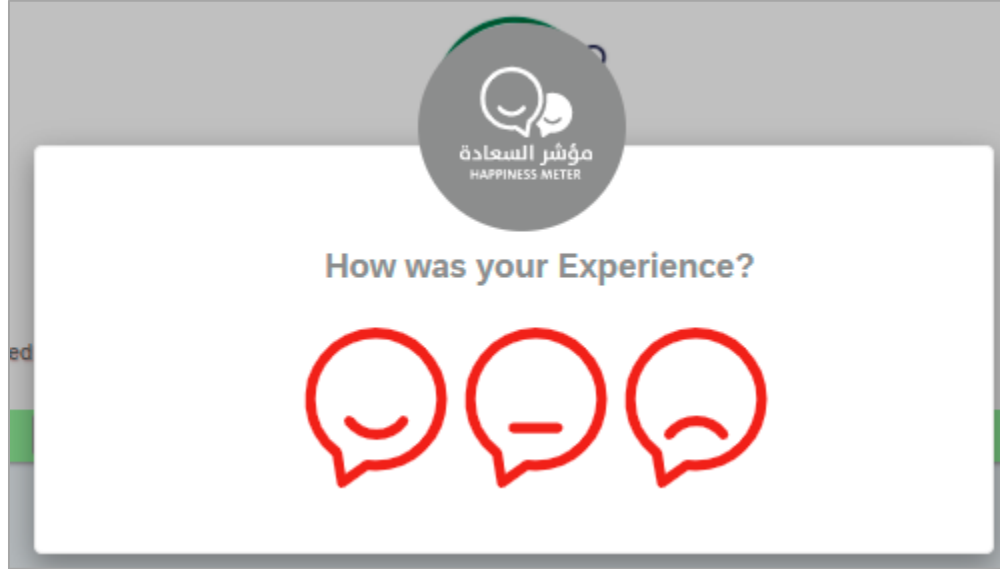
Go to My Cases

Payment Requests

After you submit your request successfully, the coordinator will review it and take the appropriate decision to reject, accept or return it to you for modification (if required).

You will then need to open [your cases](#) on the Ras Al Khaimah government portal www.rak.ae to track or amend your request, after which the final approval of your request will be issued and the cancelled contract is issued and sent to your email.

Note: To get your feedback regarding the service procedure, the following happiness meter screen will pop up along with the request result screen allowing you to submit how happy you were for the same:



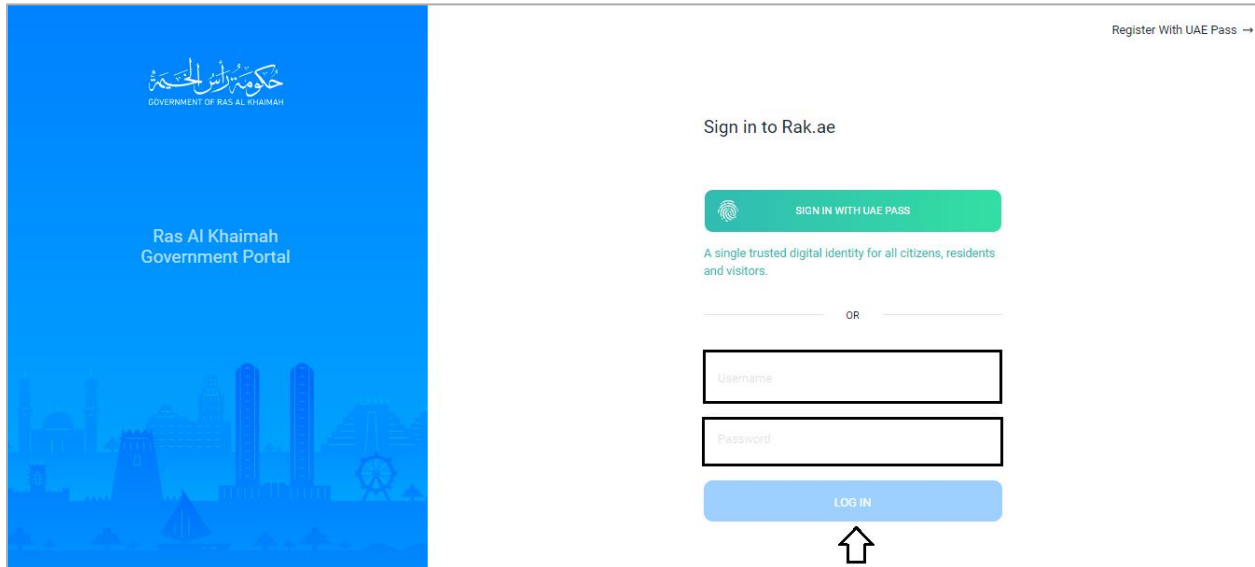
The image shows a digital screen for a 'Happiness Meter'. At the top, there is a circular logo with two speech bubbles and the text 'مؤشر السعادة' and 'HAPPINESS METER'. Below the logo, the text 'How was your Experience?' is displayed. Underneath this text are three red speech bubble icons arranged horizontally. The first icon contains a smiley face, the second contains a straight line, and the third contains a frowny face. The screen is framed by a grey border with green accents on the sides.

Select the required face and your evaluation will be submitted directly.

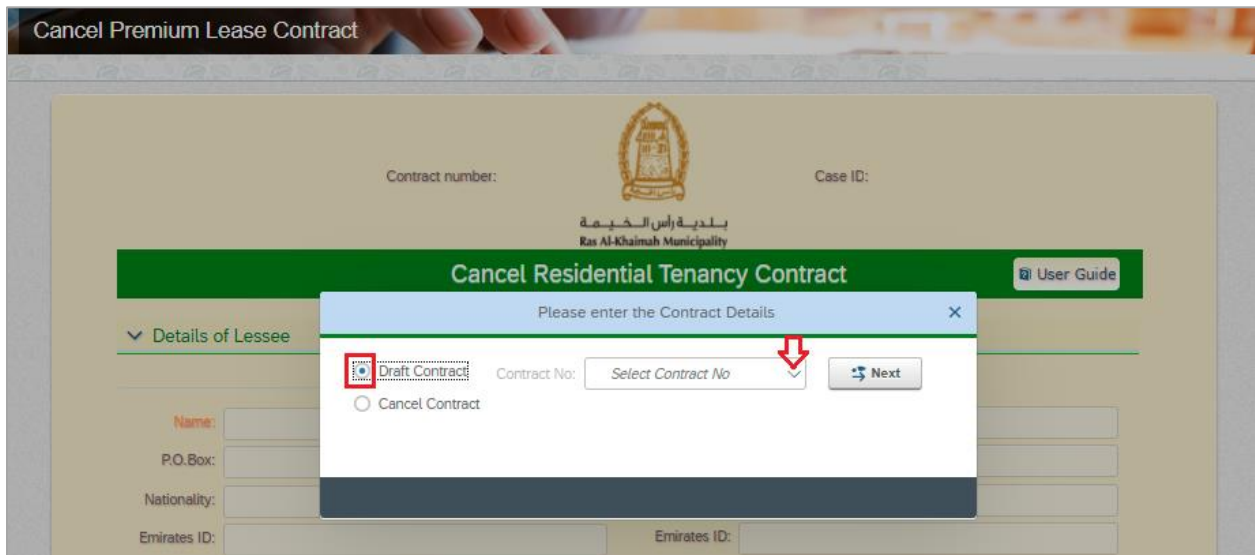
Cancel Premium Lease Contract from Draft

If you have previously started to cancel a premium lease contract and saved it as a draft, you can open it and complete it within ten days instead of creating a new request as follows:

1. After accessing the **Cancel Premium Lease Contract** request and clicking on the **"Start Service"** button, the login page will appear as follows:



2. Enter the username and password for the Ras Al Khaimah Government Portal that you created earlier, then press the **"Login"** button.
3. The **Contract Details** screen will appear as follows:



4. Select the **"Draft Contract"** button.
5. Select the contract which you want to cancel, from the **"Contract Number"** drop-down list:

Please enter the Contract Details

☒ Draft Contract Contract No: Select Contract No Next

☐ Cancel Contract New --Gehad Ramzy webtest1 000000119030

6. Click “Next”, to have the request form displayed as follows, letting you complete it [as previously explained in the “Cancel Premium Lease Contract” section](#)

Cancel Premium Lease Contract

Contract number: 1003652



Case ID: 120484

بلدية رأس الخيمة
Ras Al-Khaimah Municipality

Cancel Residential Tenancy Contract

User Guide

Details of Lessee

Name:	مصطفى عبد الرزاق محمد احمد
P.O.Box:	
Nationality:	Egyptian
Emirates ID:	784-1979-2865863-84
Unified ID:	1161
Passport No:	16138
* Tel. No:	0566092712
* Email ID:	bagdad1@ega.rak.ae
Fax No.:	
Profession:	

Details of lessor

Name:	مكي انصاف ش. ب. ب. ب.
P.O.Box:	2186
Using trade license number:	43944
* Tel. No:	0501613816
* Email ID:	Mostafa.a@ega.rak.ae
Fax No.:	

Details of Property

BLD-18-10052G010002							
Plot No:	313030024	Title deed:	00000/	Ownership Type:			
Unit Type:	Apartment	* Building No:	بناية القرد 2	* Floor No:	G	* Unit No:	2 ...
No of rooms:	1.	* Unit Area by Meter:	495.0000	FEWA Premise No:	230310102662		
Location:	AL Qurum - Building 2 - Floor G - Unit 2 معرج 2						
* Cancellation Note:							

Rental Details

* Contract Start Date:	09.09.2026	* Contract End Date:	08.09.2027	No of years:	1.00
Annual Rental Amount:	5,000.00	* Rental Amount:	5,000.00	Deposit Amount:	2,000.00
* Method of Payment:	One Insta...	Tenancy Purpose:	Family Ac...	Attesting Fees:	0

Special Conditions

--

Occupant Details

Full Name	Nationality	Contact No	Emirates ID	Unified ID
<input type="radio"/> The table does not contain any data				

Attachments

Cancelled Contract:	No ...sen
Lessee ID:	Lessee ID.pdf
Clearance State Report:	No ...sen
In case of tenant is unavailable	

✓ Submit Clear Save As Draft Print Contract X Cancel

I approve that the details entered on my part are correct and am willing to take all responsibility for the same and I'm fully aware that I will not be able to regenerate the contract in case of wrong data from my side

My Cases

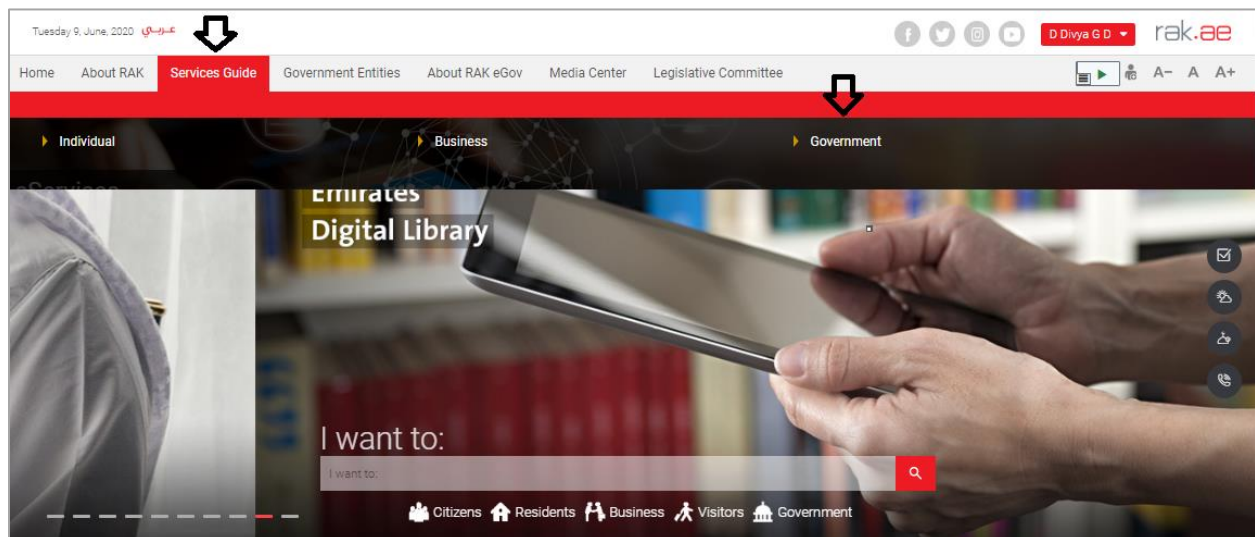
When you submit the **Cancel Premium Lease Contract** request, the coordinator in the Land and property section will review it and accordingly the coordinator will take one of the following actions:

- Accept the request, after which you have to pay the final fees.
- Reject the request stating the justifications.
- Return the request for modification after which you should modify the request as per the notes then re-send it to the coordinator to review it again and take the appropriate action.

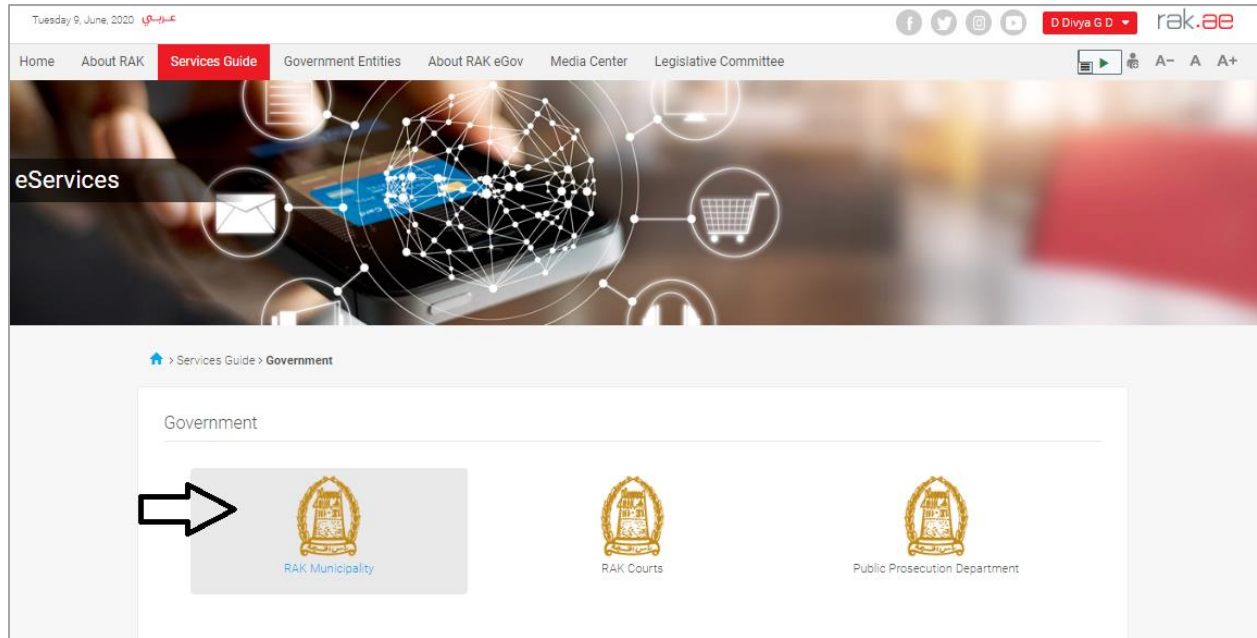
Note: when the coordinator take one of the above mentioned actions, the system will notify the customers by sending SMS on their mobile phones and Emails to let them know that their request is accepted initially, then the request will be either approved, rejected or needs modifications.

You can find the submitted requests in **“My Cases”** tab, to access it please visit the Ras Al Khaimah Government website at www.rak.ae as shown on the screen below.

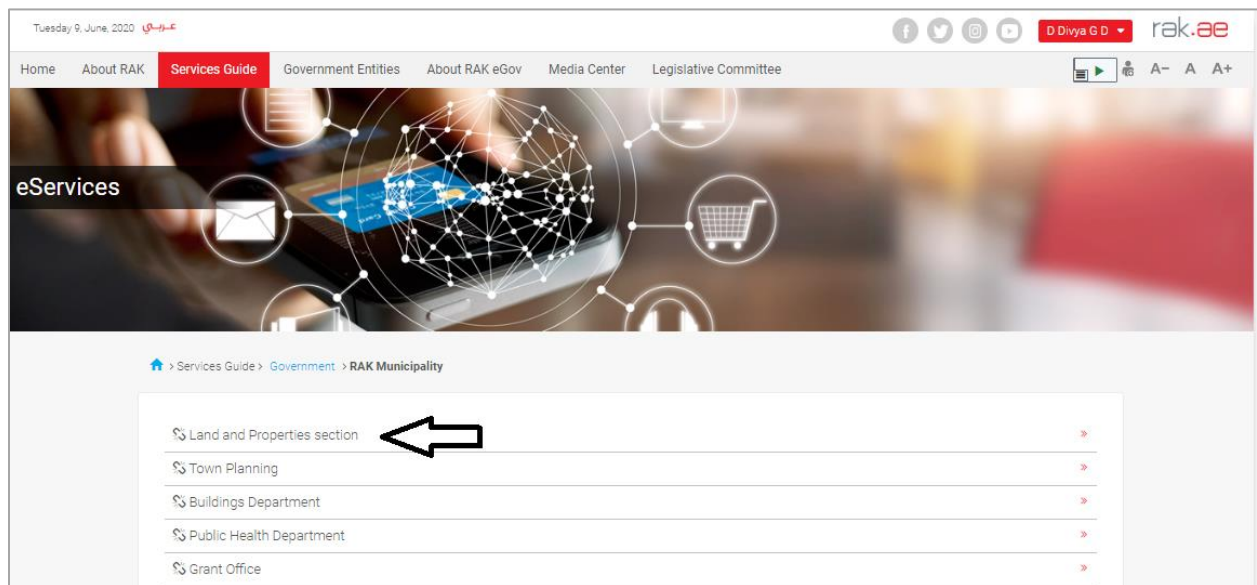
Then, Click the **“Service Guide”** then click **“Government”**:



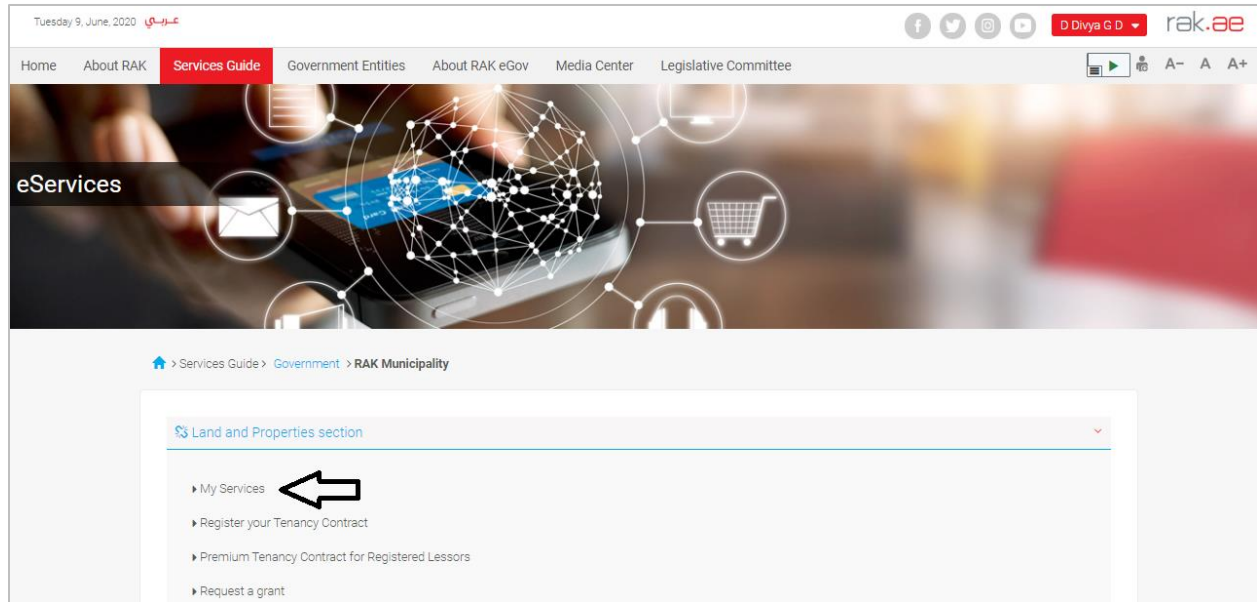
Next, select **“RAK Municipality”**



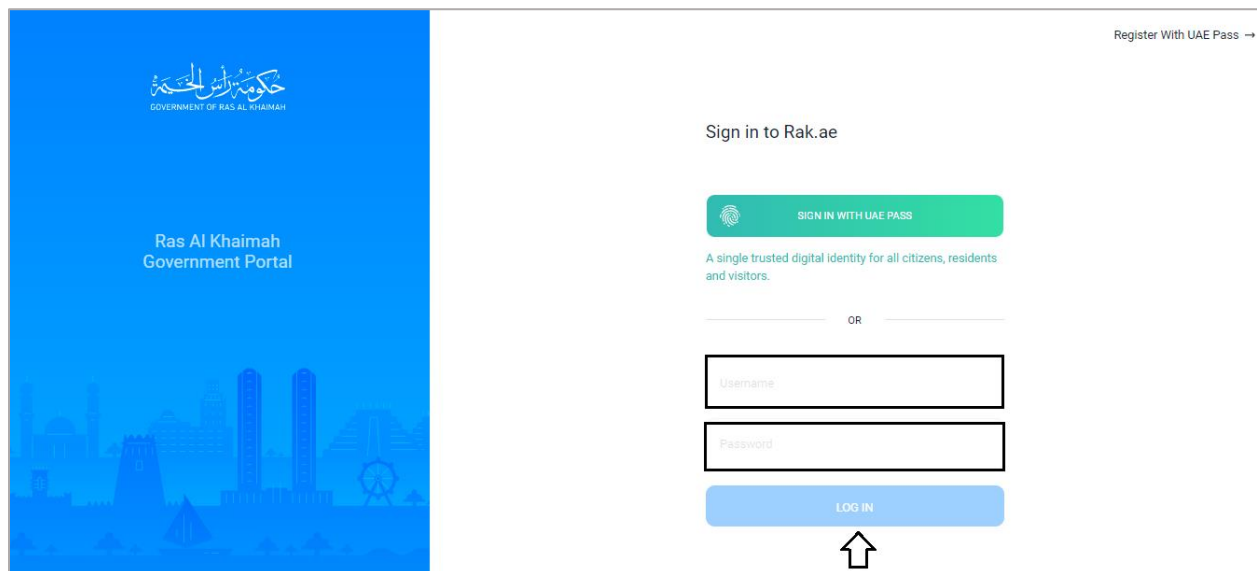
Next, Select the “Land and Properties Section”



Next, Select “My Services”



Next, Enter your RAK Government Portal username and password which you have previously created, then press on the “Log in” button.



My Cases tab shows all of your submitted requests to the Land and property section in the following statues:

- **Open:** It means the contract is stored as a draft.
- **Coordinator Review:** It means the request is under implementation by the Land and property section.
- **Rejected:** It means the Land and property section rejected the request for reasons that are displayed in the rejection reasons.
- **Waiting for initial fee:** It means the request is pending for 25 dirhams payment.

- **Waiting for Final fees:** It means the Land and property section has approved the request and is pending for 5% payment of the contract value.
- **Waiting for Customer Action:** it means the request is returned to the customer for modification.
- **Complete:** It means the request has been completed and the contract is renewed and sent to the customer's e-mail.

E-Land Department

My cases (ZL) | My Notifications | Register your Tenancy Contract | eUser Management | Review of lease contract data

Case Registration

My Cases ? Help

My Cases

Print Version | Export

	Service ID	Service type description	Number	Year	Type	Applicant	Created On	Final Decision	Status
<input type="radio"/>	117858	Register Lease Contracts			تصديق عقد الإيجار	Gehad Ramzy webtest1	08.09.2021 09:35:22		Case is awaiting customer action
<input type="radio"/>	112257	Register Lease Contracts			تصديق عقد الإيجار	Gehad Ramzy webtest1	23.02.2021 15:30:14		Case is awaiting customer action
<input type="radio"/>	112252	Renew Lease Contract			تجديد عقد الإيجار	Gehad Ramzy webtest1	23.02.2021 14:22:35		Case is awaiting customer action
<input type="radio"/>	112128	Modify Lease contract			تعديل عقد الإيجار	Gehad Ramzy webtest1	16.02.2021 13:27:29		Case is awaiting customer action
<input type="radio"/>	118056	Register Lease Contracts			تصديق عقد الإيجار	Gehad Ramzy webtest1	12.09.2021 11:03:49		Open/New
<input type="radio"/>	117869	Register Lease Contracts			تصديق عقد الإيجار	Gehad Ramzy webtest1	08.09.2021 14:40:07		Open/New

Case Details | Case Documents | Payment Requests

Creation date frame: All Case Status: Open Cases Refresh

Total number of cases: 170

My Cases tab displays the service ID, description, type, applicant, creation date, final decision and the status for each request.

Note: you can do the following for each case/ request created:

- Print (As a Pdf) **Print Version**
- Export (As excel files) **Export**

When selecting the request, and perform any of Print version or export, the system will automatically generate/download the required case.

- You will be able to view the details of the service request by selecting the required request and then clicking on the **"Case Details"** button

E-Land Department

My cases (21) | My Notifications | Register your Tenancy Contract | eUser Management | Review of lease contract data

Case Registration

My Cases [Help](#)

Print Version | Export

Service ID	Service type description	Number	Year	Type	Applicant	Created On	Final Decision	Status
118057	Register Lease Contracts	تصديق عقد الإيجار			Gehad Ramzy webtest1	12.09.2021 11:07:40		Waiting Initial Payment
118056	Register Lease Contracts	تصديق عقد الإيجار			Gehad Ramzy webtest1	12.09.2021 11:03:49		Open/New
117869	Register Lease Contracts	تصديق عقد الإيجار			Gehad Ramzy webtest1	08.09.2021 14:40:07		Open/New
117858	Register Lease Contracts	تصديق عقد الإيجار			Gehad Ramzy webtest1	08.09.2021 09:35:22		Case is awaiting customer action
117772	Register Lease Contracts	تصديق عقد الإيجار			Gehad Ramzy webtest1	07.09.2021 13:17:16		Open/New
117771	Register Lease Contracts	تصديق عقد الإيجار			Gehad Ramzy webtest1	07.09.2021 13:17:01		Open/New

Case Details | Case Documents | Payment Requests

Creation date frame: All | Case Status: Open Cases | Refresh

Total number of cases: 170

The details screen of the selected request pops up to show all of its details as below:

Details for case with ID 118057

Case Attributes

Title: تصديق عقد الإيجار

Case Type: Register Lease contracts

Last Changed by: System

Changed On: 12.09.2021 08:14:23

Created By: PORTAL1

Created On: 12.09.2021 07:07:40

Case ID: 118057

Final Decision:

Lessee Email ID: EERR@gmail.com

Lessee Mobile Number: 0567854321

Lessor Email ID: g.mokhtar@egac.rak.ae

Lessor Mobile Number: 0564041094

Addition Information:

Building No.: 123

Contract No.: _

FEWA Account No.:

Floor No.: 1

Lease Date:

Close

- You will be able to view the attachments of the service request by selecting the required request and then clicking on the **“Case Documents”** button

E-Land Department

My cases (21) | My Notifications | Register your Tenancy Contract | eUser Management | Review of lease contract data

Case Registration

My Cases [Help](#)

My Cases

Print Version | Export

Service ID	Service type description	Number	Year	Type	Applicant	Created On	Final Decision	Status
<input checked="" type="radio"/> 118057	Register Lease Contracts			تصديق عقد الإيجار	Gehad Ramzy webtest1	12.09.2021 11:07:40		Waiting Initial Payment
<input type="radio"/> 118056	Register Lease Contracts			تصديق عقد الإيجار	Gehad Ramzy webtest1	12.09.2021 11:03:49		Open/New
<input type="radio"/> 117869	Register Lease Contracts			تصديق عقد الإيجار	Gehad Ramzy webtest1	08.09.2021 14:40:07		Open/New
<input type="radio"/> 117858	Register Lease Contracts			تصديق عقد الإيجار	Gehad Ramzy webtest1	08.09.2021 09:35:22		Case is awaiting customer action
<input type="radio"/> 117772	Register Lease Contracts			تصديق عقد الإيجار	Gehad Ramzy webtest1	07.09.2021 13:17:16		Open/New
<input type="radio"/> 117771	Register Lease Contracts			تصديق عقد الإيجار	Gehad Ramzy webtest1	07.09.2021 13:17:01		Open/New

Case Details | Case Documents | Payment Requests

Creation date frame: All | Case Status: Open Cases | Refresh

Total number of cases: 170

A screen will pop up to show all of the documents that are attached to the selected request when it is created where you can download any file or all of the files.

Documents for case with ID 118057

Case Documents

File Description	
عقد الإيجار.pdf	Download
وثيقة الملكية.pdf	Download
مستندات طرف آخر (عقد استثمار أو وكالة).pdf	Download
هوية المستأجر.pdf	Download
هوية المؤجر.pdf	Download

[Download all attachments](#)

Close

Fee Payment

Cancel Premium Lease Contract service is free of charge

Customer Action

Upon successful submission, the request will be displayed for the land and properties coordinator to review it and take the appropriate action, but if the request requires modifications, then the coordinator will return it to the customer to apply the modification and send it back again for review.

You can access the requests that have been returned for modification by [following the same steps](#) that you followed to access **My Cases** tab on the Ras Al Khaimah Government portal, where the request appears with the status of **"Waiting for Customer Action"**:

E-Land Department

My cases (21) | My Notifications | Register your Tenancy Contract | eUser Management | Review of lease contract data

Case Registration

My Cases [Help](#)

My Cases

Print Version | Export

	Service ID	Service type description	Number	Year	Type	Applicant	Created On	Final Decision	Status
<input type="radio"/>	117858	Register Lease Contracts			تصديق عقد الإيجار	Gehad Ramzy webtest1	08.09.2021 09:35:22		Case is awaiting customer action
<input type="radio"/>	112257	Register Lease Contracts			تصديق عقد الإيجار	Gehad Ramzy webtest1	23.02.2021 15:30:14		Case is awaiting customer action
<input type="radio"/>	112252	Renew Lease Contract			تجديد عقد الإيجار	Gehad Ramzy webtest1	23.02.2021 14:22:35		Case is awaiting customer action
<input type="radio"/>	112128	Modify Lease contract			تعديل عقد الإيجار	Gehad Ramzy webtest1	16.02.2021 13:27:29		Case is awaiting customer action
<input type="radio"/>	118056	Register Lease Contracts			تصديق عقد الإيجار	Gehad Ramzy webtest1	12.09.2021 11:03:49		Open/New
<input type="radio"/>	117869	Register Lease Contracts			تصديق عقد الإيجار	Gehad Ramzy webtest1	08.09.2021 14:40:07		Open/New

Case Details | Case Documents | Payment Requests

Creation date frame: All Case Status: Open Cases Refresh

Total number of cases: 212

To modify a request, follow these steps:

1. Select the request that you want to modify and click the **"Open Draft Case"** button:

E-Land Department

[My cases \(21\)](#)
[My Notifications](#)
[Register your Tenancy Contract](#)
[eUser Management](#)
[Review of lease contract data](#)

Case Registration

[My Cases](#)
[Help](#)

My Cases

[Print Version](#)
[Export](#)

	Service ID	Service type description	Number	Year	Type	Applicant	Created On	Final Decision	Status
<input checked="" type="radio"/>	117858	Register Lease Contracts			تصديق عقد الإيجار	Gehad Ramzy webtest1	08.09.2021 09:35:22		Case is awaiting customer action
<input type="radio"/>	112257	Register Lease Contracts			تصديق عقد الإيجار	Gehad Ramzy webtest1	23.02.2021 15:30:14		Case is awaiting customer action
<input type="radio"/>	112252	Renew Lease Contract			تجديد عقد الإيجار	Gehad Ramzy webtest1	23.02.2021 14:22:35		Case is awaiting customer action
<input type="radio"/>	112128	Modify Lease contract			تعديل عقد الإيجار	Gehad Ramzy webtest1	16.02.2021 13:27:29		Case is awaiting customer action
<input type="radio"/>	118056	Register Lease Contracts			تصديق عقد الإيجار	Gehad Ramzy webtest1	12.09.2021 11:03:49		Open/New
<input type="radio"/>	117869	Register Lease Contracts			تصديق عقد الإيجار	Gehad Ramzy webtest1	08.09.2021 14:40:07		Open/New

[Case Details](#)
[Open Draft Case](#)
[Case Documents](#)
[Payment Requests](#)

Creation date frame: [All](#)
Case Status: [Open Cases](#)
[Refresh](#)

Total number of cases: 212

The request form will appear for you to modify as follows:

Cancel Premium Lease Contract

Contract number: 1003652
Case ID: 120484

بلدية رأس الخيمة
Ras Al Khaimah Municipality

Cancel Residential Tenancy Contract
User Guide

Details of Lessee
Details of lessor

Name: مصطفى عبد الرزاق محمد أحمد
P.O.Box:
Nationality: Egyptian
Emirates ID: 784-1979-2865863-84
Unified ID: 1161
Passport No: 16138
* Tel. No: 0566092712
* Email ID: bagdadil@ega.rak.ae
Fax No.:
Profession:

Name: مكي انستيت شرايخيم
P.O.Box: 2186
Using trade license number: 43944
* Tel. No: 0501613816
* Email ID: Mostafa.a@ega.rak.ae
Fax No.:

Details of Property

BLD-18-10052G010002

Plot No: 313030024 Title deed: 00000/ Ownership Type:
Unit Type: Apartment * Building No: 2 مبنى الفرع * Floor No: G * Unit No: 2 ...
No of rooms: 1 * Unit Area by Meter: 495.0000 FEWA Premise No: 230310102662
Location: AL Qurum - Building 2 - Floor G - Unit 2 معرض
* Cancellation Note:

Rental Details

* Contract Start Date: 09.09.2026 * Contract End Date: 08.09.2027 No of years: 1.00
Annual Rental Amount: 5,000.00 * Rental Amount: 5,000.00 Deposit Amount: 2,000.00
* Method of Payment: One Insta... Tenancy Purpose: Family Ac... Attesting Fees: 0

Special Conditions

Occupant Details

Full Name	Nationality	Contact No	Emirates ID	Unified ID
<input type="radio"/> The table does not contain any data				

Attachments

Cancelled Contract: No ...sen
Lessee ID: Lessee ID.pdf
Clearance State Report: No ...sen
In case of tenant is unavailable

Submit Clear Save As Draft Print Contract Cancel

I approve that the details entered on my part are correct and am willing to take all responsibility for the same and I'm fully aware that I will not be able to regenerate the contract in case of wrong data from my side

2. Modify the request and then click the **"Submit"** button to resubmit the request.
3. Upon the final approval and paying the final fees, the copy of the new lease contract will be sent to the customer's e-mail.